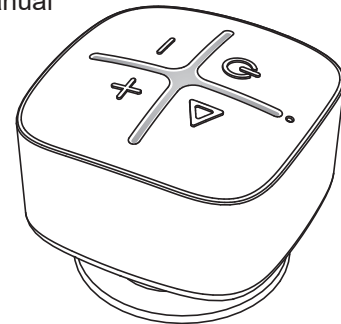


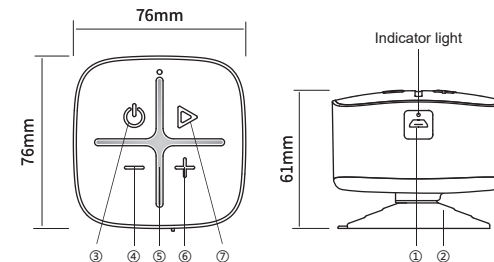
BATHROOM WATERPROOF SPEAKER

User's Manual
MZ-513B

☐ Standard
☐ Lighting



Product description



- ① USB(DC 5V interface) ② △(Sucker)
③ ⏻(On/off key) ④ ▢(Volume down key)
⑤ ⏮(Volume up key) ⑥ ▶(Play/pause key)
⑦ No lighting(Standard version) / With lighting(Light version)

*Can be adsorbed on smooth surfaces such as glass, tiles, mirrors, mobile phones, etc.

Product specification

Product model: MZ-513B Bluetooth name: A SPEAKER03
Rated power: 5W Frequency response: 20Hz-20KHz
Power supply: DC 3.7V Playback time: 10 hours(60% volume)
Bluetooth version: 5.3 Wireless distance: 15m Max
Waterproof level: IP65 Net weight: 134g(including battery)
Battery capacity: 500mAh Product size: 76×76×61mm

Packing list

Speaker x1 Instruction x1 USB cable x1

Precautions

1. Please use 5V adapter for charging.
2. Do not hit the product severely to avoid damaging the product.
3. The product has an external lithium battery, please avoid direct light or heating appliances.
4. Please do not disassemble, repair or modify the product by yourself.
5. Do not get close to magnetic fields and electric fields.

Operating instructions

Key	Explanation
⏻	Long press for 2 seconds: on/off Lighting Edition: Short press to switch (colorful flashing light - blue green red yellow purple white light off)
▶	Single press: play/pause answer/call Long press for 2 seconds: turn Bluetooth pairing on/off
⏮ ⏭	Single press: Long press: Next song Increase volume Previous song Decrease volume

Indicator light	Explanation
Blue	Wait for the connection to flash, connect successfully to long light, play to slow flash, pause to long light, connect back and match to flash
Red	Charging time is always on and off when fully charged

*Bluetooth status, power on, auto connect back, no connection, 10 minutes off.

Solutions to common problems

Fault description	Solution
Multiple connection pairing failed	1. Check whether the product is in search state or restart. 2. There are too many Bluetooth devices around, which makes it difficult to search. Turn off other Bluetooth devices.
Low or distorted sound	1. Check the volume of Bluetooth device and adjust the volume to a proper position. 2. Please charge if the battery voltage is low.
Music breaks	1. Whether it is beyond the effective connection distance of the audio, or there is an obstacle between the speaker and the Bluetooth device.
Bluetooth status indicator is not on	1. The battery is low. Please fill it up and try again. 2. There are too many Bluetooth devices around, which makes it difficult to search. Turn off other Bluetooth devices. 3. Check whether the product is in search state or restart.

Support Information

Need further help, you can contact us by
A. Service E-mail: inwa_support@innosystemtech.com
B. Or contact us on Amazon
1. Go to Your Orders.
2. Find your order in the list.
3. Select Problem with order.
4. Choose your topic from list displayed. Select Contact seller.

EU **REP** SUCCESS COURIER SL
CALLE RIO TORMES NUM.1, PLANTA 1,
DERECHA , OFICINA 3, Fuenlabrada,
Madrid,28947 Spain

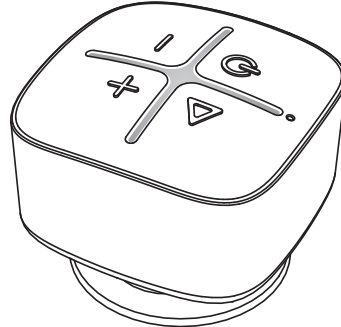
OST_EU_20230424000022 successservice2@hotmail.com

We simply act as EU representative for cross-border sellers, and are not manufacturers/ importers/distributors for the product, nor involved in the manufacture/import/sale of the product.
Therefore, we are not responsible for any after-sales services related to the product.
In case of any product quality or infringement issues, the manufacturer/importer/seller shall be solely held responsible.

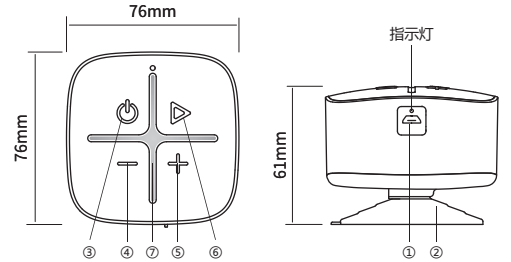
浴室防水音箱

使用说明书 MZ-513B

- ☐ 标准版
- ☐ 灯光版



产品描述



- ①USB(DC 5V接口)

③ (开/关按键)

⑤ (音量加键)

⑦ 无灯光(标准版)/有灯光(灯光版)
- ② (吸盘)

④ (音量减键)

⑥ (播放与暂停键)

*可吸附在玻璃、瓷砖、镜子、手机等光滑表面。

产品规格

- 产品型号：MZ-513B

额定功率：5W

频率响应：20Hz-20KHz

蓝牙版本：Bluetooth 5.3

无线距离：15m Max

电池容量：500mAh
- 蓝牙名称：A SPEAKER03

电源供应：DC 3.7V

播放时间：10小时(默认音量为60%)

防水等级：IP65

产品净重：134g(含电池)

产品尺寸：76×76×61mm

包装清单

音箱 X1 说明书 X1 USB线 X1

注意事项

- 1.请使用5V的适配器充电。
- 2.请勿严重撞击产品，避免损坏产品。
- 3.产品外置锂电池，请避开直射光线或发热器具。
- 4.请勿自行拆卸、修理、改造产品。
- 5.请勿靠近磁场、电场。

操作说明

按键	说明
	长按2秒：开/关机 灯光版：短按切换(多彩闪灯-蓝-绿-红-黄-紫-白-灭灯)
	单按：播放/暂停 接/打电话 长按2秒：开启/退出蓝牙配对状态
	单按：下一曲 长按：音量加
	单按：上一曲 长按：音量减

指示灯	说明
蓝色	等待连接为快闪，连接成功为长亮，播放为慢闪，暂停为长亮，回联与配对为快闪
红色	充电时长亮，充满时灭

*蓝牙状态开机自动回联，无连接10分钟关机

常见问题解决方法

故障描述	解决方法
多次连接配对不成功	1.检查产品是否处于搜索状态，或重新开机。 2.周边蓝牙设备太多，造成搜索困难，关闭其他蓝牙设备。
声音小或失真	1.检测蓝牙设备音量，调节其音量至合适位置。 2.电池电压低请充电。
音乐出现断音	1.是否超出音响有效连接距离，或音箱与蓝牙设备有障碍物。
蓝牙状态指示灯不亮	1.标识电池电量不足，请充满再试。 2.周边蓝牙设备太多，造成搜索困难，关闭其他蓝牙设备。 3.检查产品是否处于搜索状态，或重新开机。

温馨提示：
为有利于延长音箱使用寿命和您的身心健康，请不要在长时间大音量的环境下听音，以免损害您的听力。

保修卡

产品型号	购买日期
经销商	用户姓名
联系电话	电子邮件
用户地址	

合格证

日 期：_____

检验员：_____